



670756

Montering af føler i blæsekasse HAY/HAZ


Assembly of sensor in blower housing HAY/HAZ



Magnet monteres med "S" ved skruehoved
Fit the magnet with "S" facing the sensor




Afstand for nav + magnet måles
Measure distance for hub + magnet




Føler placeres efter målet på nav/føler + 1-2 mm

Adjust sensor according to the measurement for hub/magnet + 1-2 mm



Ledning til føler fastgøres til Hy-slange
The sensor wire shall be routed to the hydraulic hose



- A. Samling på kabelsko skal vende til samme side som tal på stik
1. Sort = stel
 2. Brun = 12 V
 3. Blå = Signal

- A. The crimp on the connector shall face the number on the plug housing
1. Black = GND
 2. Brown = 12 V
 3. Blue = Signal